



# Amarinth

Raising The Bar



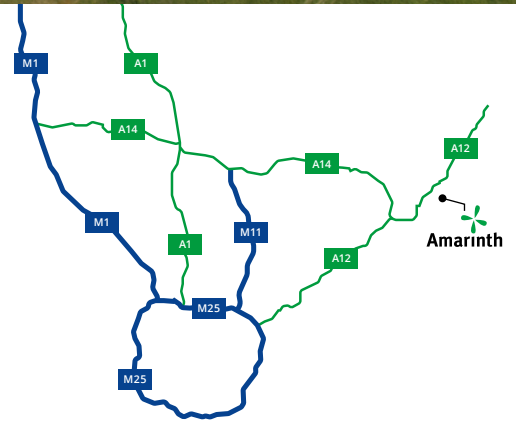
## How to find us in the UK by road

### From the South

Exit M25 junction 28 sign posted A12. Follow the A12 to Ipswich approximately 50 miles. At Copdock roundabout turn right onto A14 heading east towards Felixstowe.

### From the North

From either M6, M1 or A1 take the eastbound carriageway onto A14 towards Cambridge and then on to Ipswich heading east towards Felixstowe.



### From Ipswich

Once on the A14 eastbound, drive past Ipswich and continue over the Orwell Bridge. At the second junction after crossing the Orwell Bridge, turn left onto the A12, sign posted Lowestoft. Follow the A12 to Woodbridge and continue around the Woodbridge bypass still heading towards Lowestoft on the A12. You will pass a pair of Shell garages, one on either side of the carriageway.

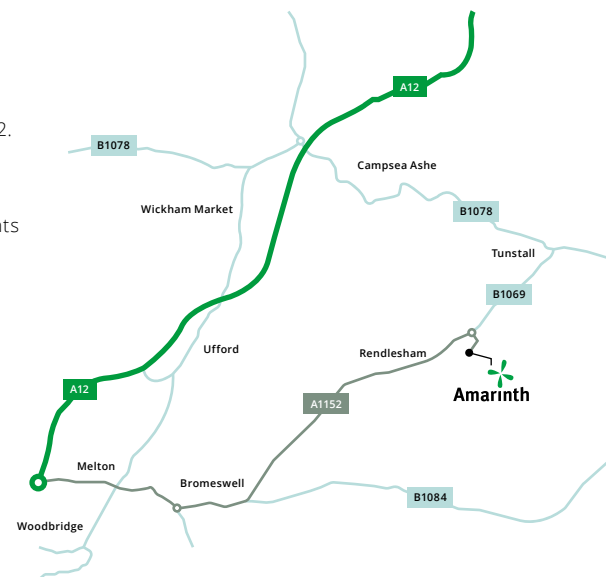
At the next roundabout, turn right onto the A1152 and follow the road down the hill, over the traffic lights and then over the railway level crossing.

At the next roundabout take the first exit to continue on the A1152. After the British Larder Pub and Restaurant take the second left following A1152 signs to Snape & Rendlesham.

Pass through Eyke village and continue for approx 2 miles until you reach a roundabout where you will turn right onto Bentwaters Parks.

### From Lowestoft

Follow the A12 to Wickham Market and take the exit left to Campsea Ashe sign posted B1078. Continue along this road until you reach a T-junction with the "Green Man" public house on your right. Turn right and continue along the B1069 until you reach a roundabout. At the roundabout turn left onto Bentwaters Parks.



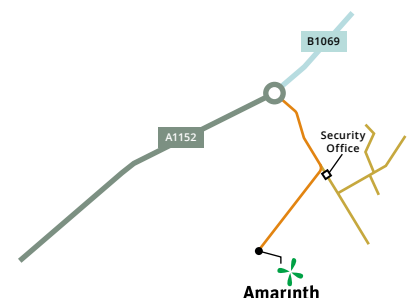
### On the business park

Just before the security office turn right. Amarith is at the end of this road. Visitor parking is available to the left of the office in the compound.

**What3Words:** column.pines.drips

**Coordinates:** 52.126539 N, 1.423509 E

*Please note: If you are using a satellite navigation please turn into industrial estate as device may instruct you to go into the housing estate.*



Bentwaters Parks, Rendlesham, Woodbridge, Suffolk, IP12 2TW

**Tel:** +44 (0)1394 462 120 **Fax:** +44 (0)1394 462 130 **Email:** enquiries@amarinth.com **Web:** www.amarith.com